

INV-ES-FF-ET-DUR

DURANGO FALSE FLOOR – INSTALL INSTRUCTIONS.

INSTALL FEET




UTILIZE FACTORY MOUNTING
LOCATIONS TO INSTALL FEET INTO
VEHICLE.

INSTALL MOUNTING FOOT TO FRAME




****NOTE TO INSTALLERS****
FRAME WIDTH MUST MEASURE 37.75
INSIDE DIMENSION TO AVOID
DAMAGE.

VIEW OF REAR MOUNTING FOOT




UTILIZE FACTORY
MOUNTS IN REAR OF
VEHICLE TO MOUNT
REAR BRACKET



INSTALL FRAME INTO VEHICLE

****DRAWER SHOWN REMOVED FOR CLARITY****



INSTALL 10-32
SCREWS

INSTALL LID AND FIXED COVER AND FILLER PANELS



FIXED COVER

FOLDING LID

FILLER PANELS